

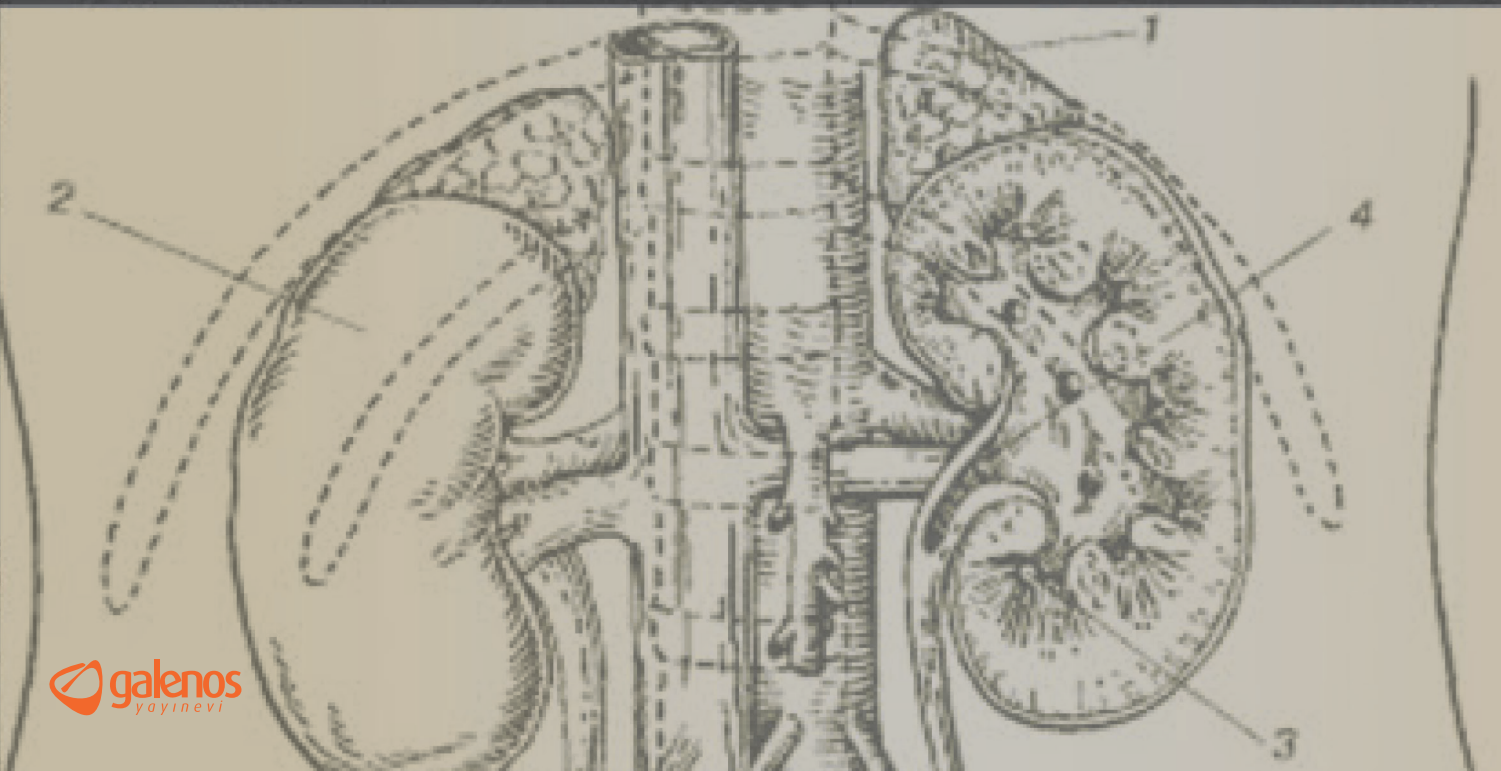
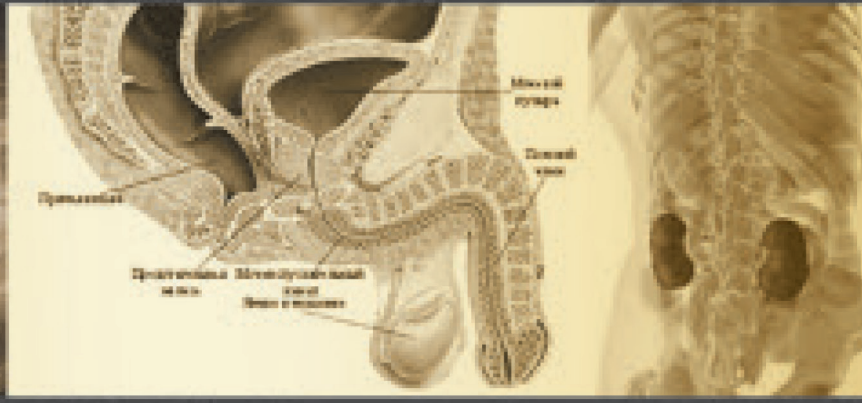



Society of
Urological
Surgery
in Türkiye

E-ISSN 2148- 9580

JOURNAL OF UROLOGICAL SURGERY

Volume 10 / Issue 1 / March 2023 www.jurolsurgery.org



JOURNAL OF UROLOGICAL SURGERY

EDITORIAL BOARD

Editor in Chief

Ali Tekin

Acıbadem University Faculty of Medicine, Atakent Hospital, Clinic of Urology, İstanbul, Türkiye
aalitekin@hotmail.com

Editor in Chief Assistant

K. Fehmi Narter

Acıbadem University Faculty of Medicine, Kadıköy Hospital, Clinic of Urology, İstanbul, Türkiye
fehminarter66@gmail.com

Hüseyin Tarhan

Sıtkı Koçman University Faculty of Medicine, Department of Urology, Muğla, Türkiye
drhuseyintarhan@gmail.com

Urooncology Section Editor

N. Levent Türkeri

Acıbadem University Faculty of Medicine, Altunizade Hospital, Clinic of Urology, İstanbul, Türkiye
turkeri@marmara.edu.tr

Özgür Çakmak

Tepecik Training and Research Hospital, Clinic of Urology, İzmir, Türkiye
drozgurcakmak577@yahoo.com

Volkan İzol

Çukurova University Faculty of Medicine, Department of Urology, Adana, Türkiye
volkanizol@yahoo.com

O. Özden Cebeci

Derince Training and Research Hospital, Clinic of Urology, Kocaeli, Türkiye
oguzozdencebeci@gmail.com

İlker Çelen

Merkezefendi Public Hospital, Clinic of Urology, Manisa, Türkiye
drilkercelen@yahoo.com

Endourology Section Editor

Ali Rıza Kural

Acıbadem University Faculty of Medicine, Maslak Hospital, Clinic of Urology, İstanbul, Türkiye
arkural@gmail.com

Ö. Burak Argun

Acıbadem University Faculty of Medicine, Maslak Hospital, Clinic of Urology, İstanbul, Türkiye
drburakargun@gmail.com

Oktay Üçer

Celal Bayar University Faculty of Medicine, Department of Urology, Manisa, Türkiye
uceroktay@yahoo.com

Cemil Aydın

Hitit University Faculty of Medicine, Department of Urology, Çorum, Türkiye
cemilaydin78@yahoo.com.tr

M. Şahin Bağbancı

Ahi Evran University Faculty of Medicine, Department of Urology, Kırşehir, Türkiye
sahiin1980@gmail.com

General Urology Section Editor

Ali Güneş

İnönü University Faculty of Medicine, Department of Urology, Malatya, Türkiye
gunesali@yahoo.com

Özgür Uğurlu

Lokman Hekim University Faculty of Medicine, Department of Urology, Ankara, Türkiye
ugurluozygur@hotmail.com

M. Ali Kayıkçı

Düzce University Faculty of Medicine, Department of Urology, Düzce, Türkiye
aalii7@yahoo.com

İlker Akarken

Sıtkı Koçman University Faculty of Medicine, Department of Urology, Muğla, Türkiye
ilkerakarken@gmail.com

Pediatric Urology Section Editor

Serdar Tekgül

Hacettepe University Faculty of Medicine, Department of Urology, Ankara, Türkiye
serdartekgul@gmail.com

M. Mesut Pişkin

Necmettin Erbakan University Meram Faculty of Medicine, Department of Urology, Konya, Türkiye
drmesutpisikin@yahoo.com

Onur Kaygısız

Uludağ University Faculty of Medicine, Department of Urology, Bursa, Türkiye
onurkygsz@yahoo.com

Andrology Section Editor

A. Adil Esen

Dokuz Eylül University Faculty of Medicine, Department of Urology, İzmir, Türkiye
ahmetadilesen@gmail.com
adil.esen@deu.edu.tr

İlke Onur Kazaz

Karadeniz Technical University Faculty of Medicine, Farabi Hospital, Clinic of Urology, Samsun, Türkiye
drilke@gmail.com

Önder Çınar

Bülent Ecevit University Faculty of Medicine, Department of Urology, Zonguldak, Türkiye
drondercinar@gmail.com

Transplantation and Vascular Surgery

Y. Kamil Yakupoğlu

Ondokuz Mayıs University Faculty of Medicine, Department of Urology, Samsun, Türkiye
kamilyakupoglu@yahoo.com

Reconstructive Urology Section Editor

Zafer Aybek

Pamukkale University Faculty of Medicine, Department of Urology, İstanbul, Türkiye
zaybek@yahoo.com
zaybek@pau.edu.tr

Hakan Öztürk

Medical Park Hospital, Clinic of Urology, İstanbul, Türkiye
drhakanozturk@yahoo.com.tr

JOURNAL OF UROLOGICAL SURGERY

Functional Urology Section Editor

Oktay Demirkesen

İstanbul University- Cerrahpaşa Cerrahpaşa Faculty of Medicine, İstanbul, Türkiye demirkesen@yahoo.com

Ali Furkan Batur

Selçuklu University Faculty of Medicine, Department of Urology, Konya, Türkiye alifurkanbatur@gmail.com

Sinharib Çitgez

İstanbul University-Cerrahpaşa Cerrahpaşa Faculty of Medicine, İstanbul, Türkiye E-mail: drsinharib@yahoo.com

Basic Science Section Editor

Sheila M. MacNeil

Tissue Engineering in the Department of Materials Science and Engineering,

University of Sheffield s.macneil@sheffield.ac.uk

Naşide Mangır

Hacettepe University Faculty of Medicine, Department of Urology, Ankara, Türkiye nasidemangir@yahoo.com

Radiology Section Editor

Banu Alicioğlu

Bülent Ecevit University Faculty of Medicine, Department of Radiology, Zonguldak, Türkiye

Patology Section Editor

Kutsal Yörükoğlu

Dokuz Eylül University Faculty of Medicine, Department of Pathology, İzmir, Türkiye kutsal.yorukoglu@deu.edu.tr

Banu Sarsık Kumbaracı

Ege University Faculty of Medicine, Department of Pathology, İzmir, Türkiye bsarsik@yahoo.com banu.sarsik.kumbaraci@ege.edu.tr

Video Editors

Elif Altınay Kırılı

İstanbul University-Cerrahpaşa, Cerrahpaşa Faculty of Medicine, Department of Urology, İstanbul, Türkiye

E-mail: dr.elif@gmail.com

ORCID: 0000-0003-1010-1529

Fatih Gökcalp

Hatay Mustafa Kemal University Faculty of Medicine, Department of Urology, Hatay, Türkiye

E-mail: fatihgokalp85@gmail.com

ORCID: 0000-0003-3099-3317

INTERNATIONAL SCIENTIFIC ADVISORY BOARD

Kamat Ashish

The University of Texas MD Anderson Cancer Center, Clinic of Urology, Houston, USA

Chris Chapple

Royal Hallamshire Hospital, Glossop Road, Sheffield, UK

David Castro Diaz

University Hospital of the Canary Island, Clinic of Urology, Tenerife, Spain

Roger R. Dmochowski

Vanderbilt University Faculty of Medicine, Department of Urologic Surgery, Nashville, Tennessee, USA

Mickey M. Karram

The Christ Hospital, Clinic of Urology, Ohio, USA

Sanjay Kulkarni

Kulkarni Reconstructive Urology Center, Pune, India

Mark Soloway

Memorial Healthcare System, Clinic of Urologic Oncology, Aventura, Florida, USA

Doğu Teber

University of Heidelberg, Department of Urology, Heidelberg, Germany

Derya Tilki

University Hospital Hamburg-Eppendorf, Martini-Clinic Prostate Cancer Center, Hamburg, Germany

Past Editor

Ferruh Zorlu (2015-2016)

University of Health Sciences, İzmir Tepecik Training and Research Hospital, Clinic of Urology, Türkiye

R. Taner Divrik (2016-2020)

t.divrik@gmail.com

Private Clinic, İzmir, Türkiye

Galenos Publishing House Owner and Publisher

Derya Mor Erkan Mor

Publication Coordinator

Burak Sever

Web Coordinators

Turgay Akpınar Ethem Candan Fuat Hocalar

Graphics Department

Ayda Alaca Ceyda Beyazlar Çiğdem Birinci Gülşah Özgül

Project Coordinators

Aybüke Ayvaz Aysel Balta Çilem Çağrı Çınar Gamze Aksoy Gülay Akın Hatice Sever Melike Eren Özlem Çelik Çekil Pınar Akpınar Rabia Palazoğlu Sümeyye Karadağ

Research & Development

Fırat Kahraman Aykara Gözde Nur Beyaz

Digital Marketing Specialist

Ümit Topluoğlu

Finance Coordinator

Emre Kurtulmuş Sevinç Çakmak

Publisher Contact

Address: Molla Gürani Mah. Kaçamak Sk. No: 21/1

34093 İstanbul, Türkiye

Phone: +90 (212) 621 99 25 Fax: +90 (212) 621 99 27

E-mail: info@galenos.com.tr/yayin@galenos.com.tr

Web: www.galenos.com.tr

Publisher Certificate Number: 14521

Publication Date: March 2023

E-ISSN: 2148- 9580

International scientific journal published quarterly.

JOURNAL OF UROLOGICAL SURGERY

ABOUT US

Journal of Urological Surgery is the official open access scientific publication organ of the Society of Urological Surgery. Journal of Urologic Surgery is being published in İstanbul, Türkiye. It is a double peer-reviewed journal published quarterly in March, June, September and December.

Journal of Urological Surgery is indexed in Web of Science-Emerging Sources Citation Index (ESCI), DOAJ, EBSCO, CINAHL, Research Bib-Academic Resource Index, Root Indexing, TUBITAK/ULAKBIM Turkish Medical Database, TurkMedline, Türkiye Citation Index.

The target audience of the journal includes physicians working in the fields of urology and all other health professionals who are interested in these topics.

The editorial processes of the journal are shaped in accordance with the guidelines of the international organizations such as the International Council of Medical Journal Editors (ICMJE) (<http://www.icmje.org>) and the Committee on Publication Ethics (COPE) (<http://publicationethics.org>).

All manuscripts should be submitted through the journal's web page at www.jurolsurgery.org. Instructions for authors, technical information, and other necessary forms can be accessed over this web page. Authors are responsible for all content of the manuscripts.

Our mission is to provide practical, timely, and relevant clinical and basic science information to physicians and researchers practicing the urology worldwide. Topics of Journal of Urological Surgery include;

Pediatric urology,
Urooncology,
Andrology,
Functional urology,
Endourology,
Transplantation,
Reconstructive surgery,
Urologic pathology,
Urologic radiology,
Basic science,
General urology.

Special features include rapid communication of important timely issues, surgeon' workshops, interesting case reports, surgical techniques, clinical and basic science review articles, guest editorials, letters to the editor, book reviews, and historical articles in urology.

Open Access Policy

This journal provides immediate open access to its content on the principle that making research freely available to the public supports a greater global exchange of knowledge.

Open Access Policy is based on rules of Budapest Open Access Initiative (BOAI). <http://www.budapestopenaccessinitiative.org/> By "open access" to [peer-reviewed research literature], we mean its free availability on the public internet, permitting any users to read, download, copy, distribute, print, search, or link to the full texts of these articles, crawl them for indexing, pass them as data to software, or use them for any other lawful purpose, without financial, legal, or technical barriers other than those inseparable from gaining access to the internet itself. The only constraint on reproduction and distribution, and the only role for copyright in this domain, should be to give authors control over the integrity of their work and the right to be properly acknowledged and cited.

Address for Correspondence

Ali Tekin

Mehmet Ali Aydınlar Acıbadem Üniversitesi Atakent Hastanesi
Turgut Özal Bulvarı No: 16 34303 Kucukcekmece-İstanbul, Türkiye

Issuing Body

Galenos Yayınevi Tic. Ltd. Şti.

Molla Gürani Mahallesi Kaçamak Sokak No: 21/1 34093
Fındıkzade, İstanbul, Türkiye

Phone : +90 212 621 99 25

Fax : +90 212 621 99 27

E-mail : info@galenos.com.tr

Instructions to Authors

Introductions for authors are published in the journal and on the web page <http://jurolsurgery.org>

Material Disclaimer

The author(s) is (are) responsible from the articles published in the The Journal of Urological Surgery. The editor, editorial board and publisher do not accept any responsibility for the articles.

JOURNAL OF UROLOGICAL SURGERY

INSTRUCTIONS TO AUTHORS

Journal of Urological Surgery is the official publication of Society of Urological Surgery. The publication language of the journal is English.

Journal of Urological Surgery does not charge any fee for article submission or processing. Also manuscript writers are not paid by any means for their manuscripts.

The journal should be abbreviated as "J Urol Surg" when referenced.

The Journal of Urological Surgery accepts invited review articles, research articles, brief reports, case reports, letters to the editor, and images that are relevant to the scope of urology, on the condition that they have not been previously published elsewhere. Basic science manuscripts, such as randomized, cohort, cross-sectional, and case control studies, are given preference. All manuscripts are subject to editorial revision to ensure they conform to the style adopted by the journal. There is a single blind kind of reviewing system.

The Editorial Policies and General Guidelines for manuscript preparation specified below are based on "Recommendations for the Conduct, Reporting, Editing, and Publication of Scholarly Work in Medical Journals (ICMJE Recommendations)" by the International Committee of Medical Journal Editors (201, archived at <http://www.icmje.org/>).

Editorial Process

Following receiving of each manuscript, a checklist is completed by the Editorial Assistant. The Editorial Assistant checks that each manuscript contains all required components and adheres to the author guidelines, after which time it will be forwarded to the Editor in Chief. Following the Editor in Chief's evaluation, each manuscript is forwarded to the Associate Editor, who in turn assigns reviewers. Generally, all manuscripts will be reviewed by at least three reviewers selected by the Associate Editor, based on their relevant expertise. Associate editor could be assigned as a reviewer along with the reviewers. After the reviewing process, all manuscripts are evaluated in the Editorial Board Meeting.

The Journal of Urological Surgery's editor and Editorial Board members are active researchers. It is possible that they would desire to submit their manuscript to the Journal of Urological Surgery. This may be creating a conflict of interest. These manuscripts will not be evaluated by the submitting editor(s). The review process will be managed and decisions made by editor-in-chief who will act independently. In some situation, this process will be overseen by an outside independent expert in reviewing submissions from editors.

Preparation of Manuscript

Manuscripts should be prepared according to ICMJE guidelines (<http://www.icmje.org/>).

Original manuscripts require a structured abstract. Label each section of the structured abstract with the appropriate subheading (Objective, Materials and Methods, Results, and Conclusion). Case reports require short unstructured abstracts. Letters to the editor do not require an abstract. Research or project support should be acknowledged as a footnote on the title page.

Technical and other assistance should be provided on the title page.

Title Page

Title: The title should provide important information regarding the manuscript's content.

The title page should include the authors' names, degrees, and institutional/professional affiliations, a short title, abbreviations, keywords, financial disclosure statement, and conflict of interest statement. If a manuscript includes authors from more than one institution, each author's name should be followed by a superscript number that corresponds to their institution, which is listed separately. Please provide contact information for the corresponding author, including name, e-mail address, and telephone and fax numbers.

Running Head: The running head should not be more than 40 characters, including spaces, and should be located at the bottom of the title page.

Word Count: A word count for the manuscript, excluding abstract, acknowledgments, figure and table legends, and references, should be provided not exceed 3000 words. The word count for an abstract should be not exceed 250 words.

Conflict of Interest Statement: To prevent potential conflicts of interest from being overlooked, this statement must be included in each manuscript. In case there are conflicts of interest, every author should complete the ICMJE general declaration form, which can be obtained at: http://www.icmje.org/coi_disclosure.pdf

Abstract and Keywords: The second page should include an abstract that does not exceed 250 words. For manuscripts sent by authors in Türkiye, a title and abstract in Turkish are also required. As most readers read the abstract first, it is critically important. Moreover, as various electronic databases integrate only abstracts into their index, important findings should be presented in the abstract.

Turkish abstract texts should be written in accordance with the Turkish Dictionary and Writing Guide of the Turkish Language Association.

Abstract

Objective: The abstract should state the objective (the purpose of the study and hypothesis) and summarize the rationale for the study.

Materials and Methods: Important methods should be written respectively.

JOURNAL OF UROLOGICAL SURGERY

INSTRUCTIONS TO AUTHORS

Results: Important findings and results should be provided here.

Conclusion: The study's new and important findings should be highlighted and interpreted.

Other types of manuscripts, such as case reports, reviews and others will be published according to uniform requirements. Provide at least 3 keywords below the abstract to assist indexers. Use terms from the Index Medicus Medical Subject Headings List (for randomized studies a CONSORT abstract should be provided (<http://www.consort-statement.org>).

After keywords in original research articles there must be a paragraph defining "What is known on the subject and what does the study add".

Original Research

Abstract length: Not to exceed 250 words. "What is known on the subject and what does the study add" not exceed 100 words.

Article length: Not to exceed 3000 words.

Original researches should have the following sections:

Introduction: The introduction should include an overview of the relevant literature presented in summary form (one page), and whatever remains interesting, unique, problematic, relevant, or unknown about the topic must be specified. The introduction should conclude with the rationale for the study, its design, and its objective(s).

Materials and Methods: Clearly describe the selection of observational or experimental participants, such as patients, laboratory animals, and controls, including inclusion and exclusion criteria and a description of the source population. Identify the methods and procedures in sufficient detail to allow other researchers to reproduce your results. Provide references to established methods (including statistical methods), provide references to brief modified methods, and provide the rationale for using them and an evaluation of their limitations. Identify all drugs and chemicals used, including generic names, doses, and routes of administration. The section should include only information that was available at the time the plan or protocol for the study was devised on STROBE (<http://www.strobe-statement.org/>).

Statistics: Describe the statistical methods used in enough detail to enable a knowledgeable reader with access to the original data to verify the reported results. Statistically important data should be given in the text, tables and figures. Provide details about randomization, describe treatment complications, provide the number of observations, and specify all computer programs used.

Results: Present your results in logical sequence in the text, tables, and figures. Do not present all the data provided in the tables and/or figures in the text; emphasize and/or summarize only important findings, results, and observations in the text. For clinical studies provide the number of samples, cases, and controls included in the study. Discrepancies between the planned number and obtained number of participants should be explained.

Comparisons, and statistically important values (i.e. p value and confidence interval) should be provided.

Discussion: This section should include a discussion of the data. New and important findings/results, and the conclusions they lead to should be emphasized. Link the conclusions with the goals of the study, but avoid unqualified statements and conclusions not completely supported by the data. Do not repeat the findings/results in detail; important findings/results should be compared with those of similar studies in the literature, along with a summarization. In other words, similarities or differences in the obtained findings/results with those previously reported should be discussed.

Study Limitations: Limitations of the study should be detailed. In addition, an evaluation of the implications of the obtained findings/results for future research should be outlined.

Conclusion: The conclusion of the study should be highlighted.

References

Cite references in the text, tables, and figures with numbers in parentheses. Number references consecutively according to the order in which they first appear in the text. Journal titles should be abbreviated according to the style used in Index Medicus (consult List of Journals Indexed in Index Medicus). Include among the references any paper accepted, but not yet published, designating the journal and followed by, in press. Authors are solely responsible for the accuracy of all references.

Examples of References:

1. List All Authors

Ghoneim IA, Miocinovic R, Stephenson AJ, Garcia JA, Gong MC, Campbell SC, Hansel DE, Fergany AF. Neoadjuvant systemic therapy or early cystectomy? Singlecenter analysis of outcomes after therapy for patients with clinically localized micropapillary urothelial carcinoma of the bladder. *Urology* 2011;77:867-870.

2. Organization as Author

Yaycioglu O, Eskicorapci S, Karabulut E, Soyupak B, Gogus C, Divrik T, Turkeri L, Yazici S, Ozen H; Society of Urooncology Study Group for Kidney Cancer Prognosis. A preoperative prognostic model predicting recurrence-free survival for patients with kidney cancer. *Jpn J Clin Oncol* 2013;43:63-68.

3. Complete Book

Wein AJ, Kavoussi LR, Novick AC, Partin AW, Peters CA. *Campbell-Walsh Urology*, 10th ed. Philadelphia, Elsevier&Saunders, 2012.

4. Chapter in Book

Pearle MS, Lotan Y. Urinary lithiasis: etiology, epidemiology, and pathogenesis. In: Wein AJ, Kavoussi LR, Novick AC, Partin AW, Peters CA. *Campbell-Walsh Urology*, 10th ed. Philadelphia, Elsevier&Saunders, 2011, pp 1257-1323.

JOURNAL OF UROLOGICAL SURGERY

INSTRUCTIONS TO AUTHORS

5. Abstract

Nguyen CT, Fu AZ, Gilligan TD, Kattan MW, Wells BJ, Klein EA. Decision analysis model for clinical stage I nonseminomatous germ cell testicular cancer. *J Urol* 2008;179:495a (abstract).

6. Letter to the Editor

Lingeman JE. Holmium laser enucleation of the prostate-If not now, when? *J Urol* 2011;186:1762-1763.

7. Supplement

Fine MS, Smith KM, Shrivastava D, Cook ME, Shukla AR. Posterior Urethral Valve Treatments and Outcomes in Children Receiving Kidney Transplants. *J Urol* 2011;185(Suppl):2491-2496.

Case Reports

Abstract length: Not to exceed 100 words.

Article length: Not to exceed 1000 words.

Case Reports can include maximum 1 figure and 1 table or 2 figures or 2 tables.

Case reports should be structured as follows:

Abstract: An unstructured abstract that summarizes the case.

Introduction: A brief introduction (recommended length: 1-2 paragraphs).

Case Presentation: This section describes the case in detail, including the initial diagnosis and outcome.

Discussion: This section should include a brief review of the relevant literature and how the presented case furthers our understanding to the disease process.

Review Articles

Abstract length: Not to exceed 250 words.

Article length: Not to exceed 4000 words.

Review articles should not include more than 100 references. Reviews should include a conclusion, in which a new hypothesis or study about the subject may be posited. Do not publish methods for literature search or level of evidence. Authors who will prepare review articles should already have published research articles on the relevant subject. There should be a maximum of two authors for review articles.

Images in Urological Surgery

Article length: Not to exceed 500 words.

Authors can submit for consideration an illustration and photos that is interesting, instructive, and visually attractive, along with a few lines of explanatory text and references. Images in Urology can include no more than

500 words of text, 5 references, and 3 figure or table. No abstract, discussion or conclusion are required but please include a brief title.

Urological Pathology

Article length: Not to exceed 500 words.

Urological pathology can include no more than 500 words of text, 5 references, and 3 figure or table. No abstract, discussion or conclusion are required but please include a brief title.

Letters to the Editor

Article length: Not to exceed 500 words.

Letters can include no more than 500 words of text, 5-10 references, and 1 figure or table. No abstract is required, but please include a brief title.

How I do?

Unstructured abstract: Not to exceed 50 words.

Article length: Not to exceed 1500 word.

Urologic Survey

Article length: Not to exceed 250 words.

Tables, Graphics, Figures, and Images

Tables: Supply each table on a separate file. Number tables according to the order in which they appear in the text, and supply a brief caption for each. Give each column a short or abbreviated heading. Write explanatory statistical measures of variation, such as standard deviation or standard error of mean. Be sure that each table is cited in the text.

Figures: Figures should be professionally drawn and/or photographed. Authors should number figures according to the order in which they appear in the text. Figures include graphs, charts, photographs, and illustrations. Each figure should be accompanied by a legend that does not exceed 50 words. Use abbreviations only if they have been introduced in the text. Authors are also required to provide the level of magnification for histological slides. Explain the internal scale and identify the staining method used. Figures should be submitted as separate files, not in the text file. High-resolution image files are not preferred for initial submission as the file sizes may be too large. The total file size of the PDF for peer review should not exceed 5 MB.

Authorship

Each author should have participated sufficiently in the work to assume public responsibility for the content. Any portion of a manuscript that is critical to its main conclusions must be the responsibility of at least 1 author.

Contributor's Statement

All submissions should contain a contributor's statement page. Each manuscript should contain substantial contributions to idea and design,

JOURNAL OF UROLOGICAL SURGERY

INSTRUCTIONS TO AUTHORS

acquisition of data, or analysis and interpretation of findings. All persons designated as an author should qualify for authorship, and all those that qualify should be listed. Each author should have participated sufficiently in the work to take responsibility for appropriate portions of the text.

Acknowledgments

Acknowledge support received from individuals, organizations, grants, corporations, and any other source. For work involving a biomedical product or potential product partially or wholly supported by corporate funding, a note stating, "This study was financially supported (in part) with funds provided by (company name) to (authors' initials)", must be included. Grant support, if received, needs to be stated and the specific granting institutions' names and grant numbers provided when applicable.

Authors are expected to disclose on the title page any commercial or other associations that might pose a conflict of interest in connection with the submitted manuscript. All funding sources that supported the work and the institutional and/or corporate affiliations of the authors should be acknowledged on the title page.

Ethics

When reporting experiments conducted with humans indicate that the procedures were in accordance with ethical standards set forth by the committee that oversees human experimentation. Approval of research protocols by the relevant ethics committee, in accordance with international agreements (Helsinki Declaration of 197, revised 2013 available at <http://www.wma.net/e/policy/b3.htm>, "Guide for the Care and use of Laboratory Animals" www.nap.edu/catalog/5140.html/), is required for all experimental, clinical, and drug studies. Studies performed on human require ethics committee certificate including approval number. It also should be indicated in the "Materials and Methods" section. Patient names, initials, and hospital identification numbers should not be used. Manuscripts reporting the results of experimental investigations conducted with humans must state that the study protocol received institutional review board approval and that the participants provided informed consent.

Non-compliance with scientific accuracy is not in accord with scientific ethics.

Plagiarism: To re-publish whole or in part the contents of another author's publication as one's own without providing a reference. Fabrication: To publish data and findings/results that do not exist.

Duplication: Use of data from another publication, which includes re-publishing a manuscript in different languages.

Salamisation: To create more than one publication by dividing the results of a study preternaturally.

We disapproval upon such unethical practices as plagiarism, fabrication, duplication, and salamisation, as well as efforts to influence the

review process with such practices as gifting authorship, inappropriate acknowledgements, and references. Additionally, authors must respect participant right to privacy.

On the other hand, short abstracts published in congress books that do not exceed 400 words and present data of preliminary research, and those that are presented in an electronic environment are not accepted pre-published work. Authors in such situation must declare this status on the first page of the manuscript and in the cover letter. (The COPE flowchart is available at: <http://publicationethics.org>).

We use iThenticate to screen all submissions for plagiarism before publication.

Conditions of Publication

All authors are required to affirm the following statements before their manuscript is considered:

1. The manuscript is being submitted only to The Journal of Urological Surgery
2. The manuscript will not be submitted elsewhere while under consideration by The Journal of Urological Surgery
3. The manuscript has not been published elsewhere, and should it be published in the Journal of Urological Surgery it will not be published elsewhere without the permission of the editors (these restrictions do not apply to abstracts or to press reports for presentations at scientific meetings)
4. All authors are responsible for the manuscript's content
5. All authors participated in the study concept and design, analysis and interpretation of the data, drafting or revising of the manuscript, and have approved the manuscript as submitted. In addition, all authors are required to disclose any professional affiliation, financial agreement, or other involvement with any company whose product figures prominently in the submitted manuscript.

Authors of accepted manuscripts will receive electronic page proofs and are responsible for proofreading and checking the entire article within two days. Failure to return the proof in two days will delay publication. If the authors cannot be reached by email or telephone within two weeks, the manuscript will be rejected and will not be published in the journal.

Copyright

At the time of submission all authors will receive instructions for submitting an online copyright form. No manuscript will be considered for review until all authors have completed their copyright form. Please note, it is our practice not to accept copyright forms via fax, e-mail, or postal service unless there is a problem with the online author accounts that cannot be resolved. Every effort should be made to use the online copyright system. Corresponding authors can log in to the submission system at any time to check the status of any co-author's copyright form. All accepted

JOURNAL OF UROLOGICAL SURGERY

INSTRUCTIONS TO AUTHORS

manuscripts become the permanent property of the Journal of Urological Surgery and may not be published elsewhere in whole or in part without written permission.

If article content is copied or downloaded for non-commercial research and education purposes, a link to the appropriate citation [authors, journal, article title, volume, issue, page numbers, digital object identifier (DOI)] and the link to the definitive published version should be maintained. Copyright notices and disclaimers must not be deleted.

Note: We cannot accept any copyright that has been altered, revised, amended, or otherwise changed. Our original copyright form must be used as is.

Copyright Transfer Form

Abbreviations and Symbols

Use only standard abbreviations. Avoid abbreviations in the title and abstract. The full term for an abbreviation should precede its first use in the text, unless it is a standard abbreviation. All acronyms used in the text should be expanded at first mention, followed by the abbreviation in parentheses; thereafter the acronym only should appear in the text. Acronyms may be used in the abstract if they occur 3 or more times therein, but must be reintroduced in the body of the text. Generally, abbreviations should be limited to those defined in the AMA Manual of Style, current edition. A list of each abbreviation (and the corresponding full term) used in the manuscript must be provided on the title page.

Online Article Submission Process

The Journal of Urological Surgery uses submission software powered by Online Article Submission articles the website for submissions to the Journal of Urological Surgery is <http://submitjurolsurgery.org>. This system is quick and convenient, both for authors and reviewers.

The Review Process

Each manuscript submitted to the Journal of Urological Surgery is subject to an initial review by the editorial office in order to determine if it is aligned with the journal's aims and scope, and complies with essential requirements. Manuscripts sent for peer review will be assigned to one of the journal's

associate editors that has expertise relevant to the manuscript's content. All manuscripts are single-blind peer reviewed. All accepted manuscripts are sent to a statistical and English language editor before publishing. Once papers have been reviewed, the reviewers' comments are sent to the Editor, who will then make a preliminary decision on the paper. At this stage, based on the feedback from reviewers, manuscripts can be accepted, rejected, or revisions can be recommended. Following initial peer-review, articles judged worthy of further consideration often require revision. Revised manuscripts generally must be received within 3 months of the date of the initial decision. Extensions must be requested from the Associate Editor at least 2 weeks before the 3-month revision deadline expires; the Journal of Urological Surgery will reject manuscripts that are not received within the 3-month revision deadline. Manuscripts with extensive revision recommendations will be sent for further review (usually by the same reviewers) upon their re-submission. When a manuscript is finally accepted for publication, the Technical Editor undertakes a final edit and a marked-up copy will be e-mailed to the corresponding author for review and to make any final adjustments.

English Language Editing

All manuscripts are professionally edited by an English language editor prior to publication.

Subscription Information

Address: Angora Cad. 2007 Sokak Vadikent 90 sit. No: 41
Beysukent/ANKARA

Telephone: +90 312 236 18 55

Fax: +90 312 236 27 69

Online Submission: submitjurolsurgery.org

Web page: jurolsurgery.org

E-mail: info@jurolsurgery.org

Correspondence

All correspondence should be directed to the journal's editorial.

Editor-in-chief: Ali Tekin

Mehmet Ali Aydınlar Acıbadem Üniversitesi Atakent Hastanesi
Turgut Özal Bulvarı No: 16 34303 Kucukcekmece-Istanbul, Türkiye

JOURNAL OF UROLOGICAL SURGERY

CONTENTS

Reviews

- 1** Duloxetine in the Treatment of Women with Urinary Incontinence: A Systematic Review and Meta-analysis of Efficacy Data from Randomized Controlled Clinical Trials
Naşide Mangır, Murat Uçar, Ömer Gülpınar, Cüneyd Özkürkçügil, Oktay Demirkesen, Tufan Tarcan; Ankara, Antalya, Kocaeli, İstanbul, Türkiye
- 9** Genital Pigmented Lesions
Gamze Erfan, Dilek Bıyık Özkaya; İstanbul, Türkiye

Original Researches

- 17** Ureteroenteric Anastomotic Strictures Following Robotic Radical Cystectomy: Extracorporeal Versus Intracorporeal Approaches in the Indocyanine Green Era
Mustafa Bilal Tuna, Tünküt Doğanca, Ömer Burak Argun, İlater Tüfek, Beril Kara Esen, Can Öbek, Ali Rıza Kural; İstanbul, Türkiye
- 25** Effect of Ultrasound-guided Obturator Nerve Block on Complications in Transurethral Resection for Bladder Cancer
Hülya Topçu, Cemil Aydın, Aykut Buğra Şentürk, Özgür Yağan; Çorum, Ankara, Türkiye
- 31** Evaluation of Dynamic Thiol/Disulfide Homeostasis in Patients with Non-Muscle Invasive Bladder Tumor
Salih Bürlükara, Özer Baran, Aykut Aykaç, M. Mehmet Sunay; Karabük, Eskişehir, Türkiye
- 36** Efficacy and Safety of a 5-Alpha Reductase Inhibitor, Dutasteride, Added to Bacillus Calmette-Guérin Immunotherapy for Prevention of Recurrence and Progression of Intermediate- and High-Risk Non-Muscle Invasive Bladder Cancer: A Single-Arm, Phase 2 Clinical Trial
Müslim Doğan Değer, Hüseyin Alperen Yıldız, Canet İncir, Selçuk Özer, Alper Ege Sarıkaya, Gül Ergör, Yeşim Tunçok, Volkan Şen, Ozan Bozkurt, Ahmet Adil Esen; Edirne, Bolu, İzmir, Türkiye
- 43** Does the Daily Dose of Tadalafil for the Treatment of Erectile Dysfunction Increase Penile Sensation?
Selim Taş, Ekrem İslamoğlu, Ali Eren, Murat Savaş; Antalya, Türkiye
- 49** Torsion of the Testis or Appendix Testis? An Analysis of Presentation, Management and Outcome of Acute Scrotum in Children
Raphael Müller, Andrea Katharina Lindner, Christoph Mayerhofer, Gregor Laimer, Friedrich Aigner, Christian Radmayr; Innsbruck, Austria
- 55** Protective Effects of Capsaicin on Experimental Testicular Torsion and Detorsion Injury
Hilal Gören, Semih Öz, Dilek Burukoğlu Dönmez, M. Cengiz Üstüner, İhsan Hız, Hilmi Özden, Şahin Kabay; Bilecik, Eskişehir, Isparta, İstanbul, Türkiye
- 62** The Effects of Listening to Music Embedded Binaural Beats on Anxiety Levels and Pain Scores in Male Patients Undergoing Prostate Biopsy: A Randomized Placebo-controlled Study
Kayhan Yılmaz, Mahmut Taha Ölçücü; Antalya, Türkiye
- 67** The Factors That Affecting Shockwave Lithotripsy Treatment Outcome of Kidney Stones
Mehmet Vehbi Kayra, Mehmet Reşit Gören, Cevahir Özer, Ferhat Kılınç; Adana, Türkiye

Case Reports

- 74** A Young Boy with Renal Agenesis and Ectopic Seminal Vesicle: Zinner Syndrome
Ahmet Yasin Yitik, Furkan Ufuk, Sinan Çelen; Denizli, Türkiye
- 77** Male Urethral Clear Cell Adenocarcinoma: Case Presentation and Literature Review of a Rare Cancer
Basil Razi, Jonathan Kam, Fiona Maclean, Howard Gurney, Mohan Arianayagam; NSW, Australia
- 82** Ventral and One-sided Dorsolateral Onlay Buccal Mucosa Graft Urethroplasty for Simultaneous Penile and Bulbar Urethral Stricture: A Case Report and Review of Literature
Musab Ali Kutluhan, Selman Ünal, Asım Özayar, Emrah Okulu, Önder Kayıgil; Ankara, Türkiye