



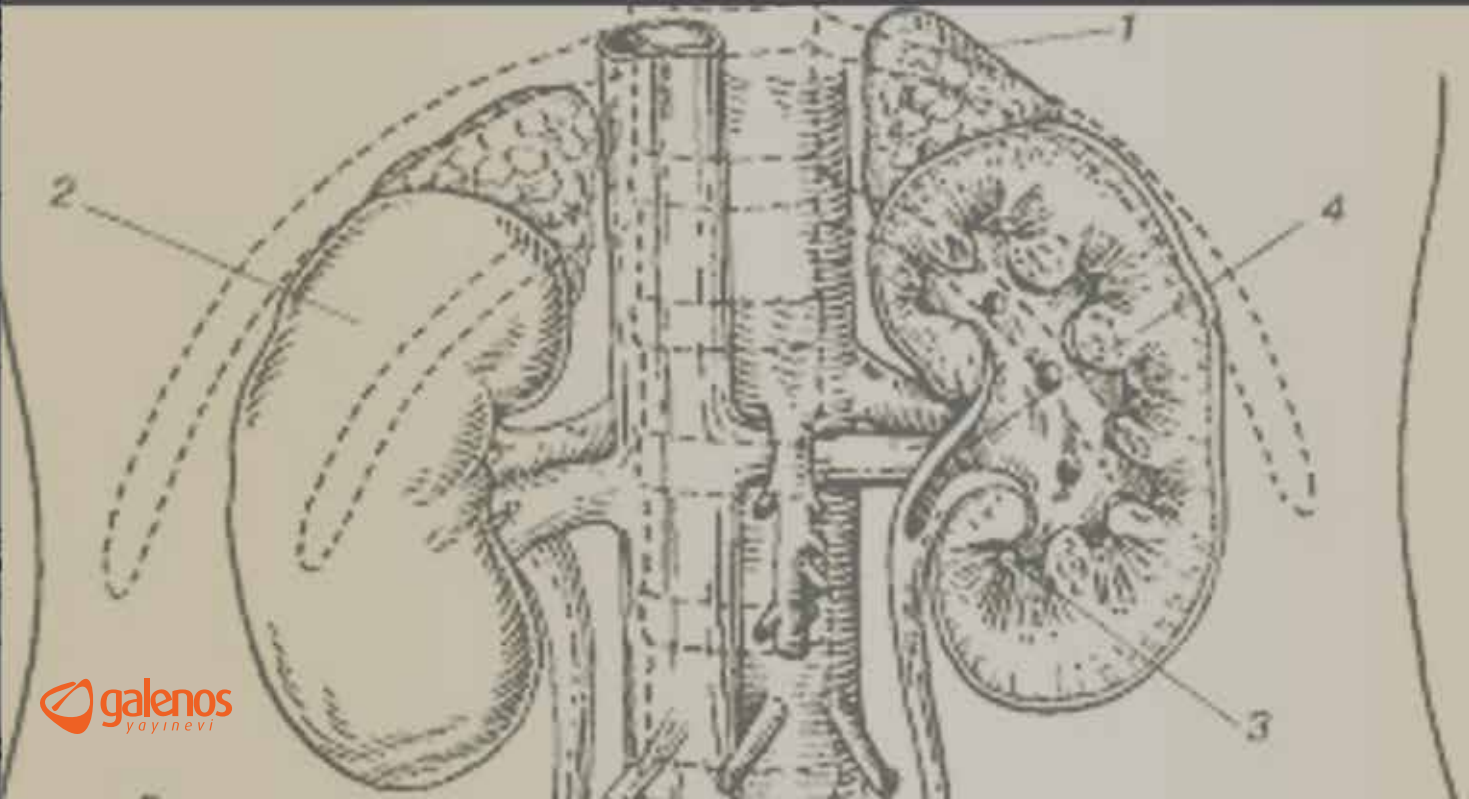
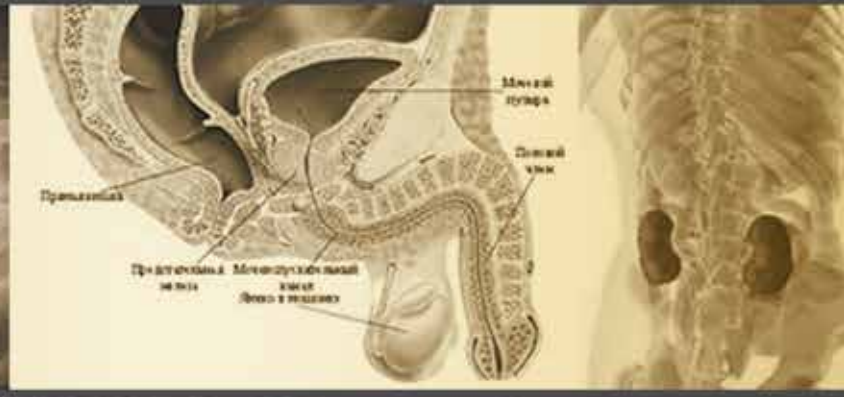
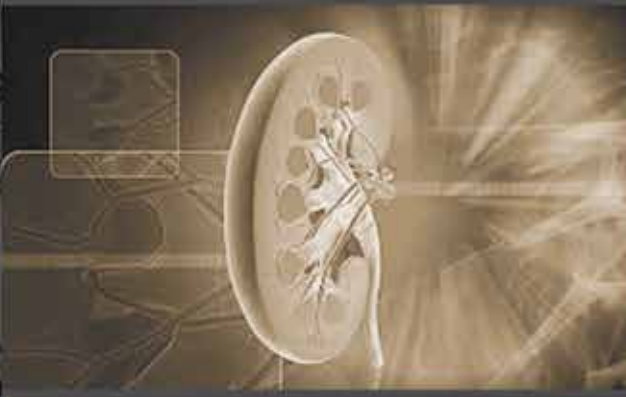
Society of
Urological
Surgery
in Turkey

ISSN 2148- 9580

JOURNAL OF UROLOGICAL SURGERY

Volume 2 / Issue 4 / December 2015

www.jurolsurgery.org



JOURNAL OF UROLOGICAL SURGERY

EDITORIAL BOARD

Editor

Ferruh Zorlu

Associate Editors

Bülent Akdoğan

Rasin Özyavuz

Özgür Yayıncıoğlu

Assistant Editors

Pediatric Urology

Bülent Önal

Functional Urology

İlker Şen

Urooncology

Güven Aslan

Andrology

Emre Bakırcıoğlu

Endourology

Yakup Kordan

General Urology

Ömer Demir

Reconstructive Urology

Oktay Demirkessen

Basic Science

Fehmi Narter

Transplantation and Vascular Surgery

Yarkın Kamil Yakupoğlu



Yayınevi / Publishing House Molla Gürani Mah. Kaçamak Sokak No: 21, 34093 Fındıkzade, İstanbul, Türkiye
Tel.: +90 212 621 99 25 Faks: +90 212 621 99 27 E-posta: info@galenos.com.tr
Baskı: Senk Ofset Matbaacılık Reklam Promosyon ve Tan. Hiz. San. Dış Tic. Ltd. Şti
Topkapı, Maltepe Mah. Litros Yolu No: 24 Zeytinburnu, İstanbul, Türkiye
Tel.: +90 212 493 26 26
Date of printing: December 2015

ISSN 2148- 9580

Reviewing the articles' conformity to the publishing standards of the Journal, typesetting, reviewing and editing the manuscripts and abstracts in English and publishing process are realized by Galenos.

JOURNAL OF UROLOGICAL SURGERY

ABOUT US

Journal of Urological Surgery is the official open access scientific publication organ of the Association of Urological Surgery. Journal of Urologic Surgery is a quarterly peer-reviewed journal and is being published in Istanbul, Turkey and the first issue will be released at the end of 2014.

The target audience of the journal includes physicians working in the fields of urology and all other health professionals who are interested in these topics.

The editorial processes of the journal are shaped in accordance with the guidelines of the international organizations such as the International Council of Medical Journal Editors (ICMJE) and the Committee on Publication Ethics (COPE).

All manuscripts should be submitted through the journal's web page at www.jurolsurgery.org. Instructions for authors, technical information, and other necessary forms can be accessed over this web page. Authors are responsible for all content of the manuscripts.

Our mission is to provide practical, timely, and relevant clinical and basic science information to physicians and researchers practicing the urology worldwide. Topics of Journal of Urological Surgery include;

Pediatric urology,
Urooncology,
Andrology,
Voiding dysfunction,
Endourology,
Transplantation,
Female urology,
Reconstructive surgery,
Urologic pathology,
Urologic radiology,
Basic science and general urology.

Special features include rapid communication of important timely issues, surgeon' workshops, interesting case reports, surgical techniques, clinical and basic science review articles, guest editorials, letters to the editor, book reviews, and historical articles in urology.

Editorial Office

Angora Cad. 2007. Sokak, Vadikent 90 Sitesi No:41 Beysukent, Ankara, Turkey
+90 (312) 236 18 55
+90 (312) 236 27 69
info@jurolsurgery.org

Publisher: Galenos Yayınevi

Molla Gürani Mahallesi Kaçamak Sokak No: 21, 34093
Fındıkzade, İstanbul, Turkey
+90 (212) 621 99 25
+90 (212) 621 99 27
info@galenos.com.tr

JOURNAL OF UROLOGICAL SURGERY

INSTRUCTIONS TO AUTHORS

EDITORIAL POLICY

Following receiving of each manuscript, a checklist is completed by the Editorial Assistant. The Editorial Assistant checks that each manuscript contains all required components and adheres to the author guidelines, after which time it will be forwarded to the Editor in Chief. Following the Editor in Chief's evaluation, each manuscript is forwarded to the Associate Editor, who in turn assigns reviewers. Generally, all manuscripts will be reviewed by at least three reviewers selected by the Associate Editor, based on their relevant expertise. Associate editor could be assigned as a reviewer along with the reviewers. After the reviewing process, all manuscripts are evaluated in the Editorial Board Meeting.

Journal of Urological Surgery's editor and Editorial Board members are active researchers. It is possible that they would desire to submit their manuscript to the Journal of Urological Surgery. This may be creating a conflict of interest. These manuscripts will not be evaluated by the submitting editor(s). The review process will be managed and decisions made by editor-in-chief who will act independently. In some situation, this process will be overseen by an outside independent expert in reviewing submissions from editors.

JOURNAL OF UROLOGICAL SURGERY

Instructions to Authors

The Journal of Urological Surgery accepts invited review articles, research articles, brief reports, case reports, letters to the editor, and images that are relevant to the scope of urology, on the condition that they have not been previously published elsewhere. Basic science manuscripts, such as randomized, cohort, cross-sectional, and case control studies, are given preference. All manuscripts are subject to editorial revision to ensure they conform to the style adopted by the journal. There is a single blind kind of reviewing system.

Manuscripts should be prepared according to ICMJE guidelines (<http://www.icmje.org/>). Original manuscripts require a structured abstract. Label each section of the structured abstract with the appropriate subheading (Objective, Materials and Methods, Results, and Conclusion). Case reports require short unstructured abstracts. Letters to the editor do not require an abstract. Research or project support should be acknowledged as a footnote on the title page.

Technical and other assistance should be provided on the title page.

ORIGINAL MANUSCRIPTS

Title Page

Title: The title should provide important information regarding the manuscript's content. The title must specify that the study is a cohort study, cross-sectional study, case control study, or randomized study (ie, Aziz A, May M, Burger M, Palisaar RJ, Trinh QD, Fritsche HM, Rink M, Chun F, Martini T, Bolenz C, Mayr R, Pycha A, Nuhn P, Stief C, Novotny V, Wirth M, Seitz C, Noldus J, Gilfrich C, Shariat SF, Brookman-May S, Bastian PJ, Denzinger S, Gierth M, Roghmann F; PROMETRICS 2011 research group. Prediction of 90-day mortality after radical cystectomy for bladder cancer in a prospective European multicenter cohort. *Eur Urol*. 2014;66:156-163.)

The title page should include the authors' names, degrees, and institutional/professional affiliations, a short title, abbreviations, keywords, financial disclosure statement, and conflict of interest statement. If a manuscript includes authors from more than one institution, each author's name should be followed by a superscript number that corresponds to their institution, which

is listed separately. Please provide contact information for the corresponding author, including name, e-mail address, and telephone and fax numbers.

Running Head: The running head should not be more than 40 characters, including spaces, and should be located at the bottom of the title page. **Word Count:** A word count for the manuscript, excluding abstract, acknowledgments, figure and table legends, and references, should be provided not exceed 3000 words. The word count for an abstract should be not exceed 250 words.

Conflict-of-Interest Statement: To prevent potential conflicts of interest from being overlooked, this statement must be included in each manuscript. In case there are conflicts of interest, every author should complete the ICMJE general declaration form, which can be obtained at: http://www.icmje.org/coi_disclose.pdf.

Abstract and Keywords: The second page should include an abstract that does not exceed 250 words. For manuscripts sent by authors in Turkey, a title and abstract in Turkish are also required. As most readers read the abstract first, it is critically important. Moreover, as various electronic databases integrate only abstracts into their index, important findings should be presented in the abstract.

Objective: The abstract should state the objective (the purpose of the study and hypothesis) and summarize the rationale for the study.

Materials and Methods: Important methods should be written respectively.

Results: Important findings and results should be provided here.

Conclusion: The study's new and important findings should be highlighted and interpreted. Other types of manuscripts, such as case reports, reviews, perspectives, and editorials, will be published according to uniform requirements. Provide 3-10 keywords below the abstract to assist indexers. Use terms from the Index Medicus Medical Subject Headings List (for randomized studies a CONSORT abstract should be provided (<http://www.consort-statement.org>).

After keywords there must be a paragraph defining "What is known on the subject and what does the study add". This part must not exceed 100 words.

Introduction: The introduction should include an overview of the relevant literature presented in summary form (one page), and whatever remains interesting, unique, problematic, relevant, or unknown about the topic must be specified. The introduction should conclude with the rationale for the study, its design, and its objective(s).

Materials and Methods: Clearly describe the selection of observational or experimental participants, such as patients, laboratory animals, and controls, including inclusion and exclusion criteria and a description of the source population. Identify the methods and procedures in sufficient detail to allow other researchers to reproduce your results. Provide references to established methods (including statistical methods), provide references to brief modified methods, and provide the rationale for using them and an evaluation of their limitations. Identify all drugs and chemicals used, including generic names, doses, and routes of administration. The section should include only information that was available at the time the plan or protocol for the study was devised (http://www.strobstatement.org/fileadmin/Strobe/uploads/checklists/STROBE_checklist_v4_combined.pdf).

Statistics: Describe the statistical methods used in enough detail to enable a knowledgeable reader with access to the original data to verify the reported results. Statistically important data should be given in the text, tables and

JOURNAL OF UROLOGICAL SURGERY

INSTRUCTIONS TO AUTHORS

figures. Provide details about randomization, describe treatment complications, provide the number of observations, and specify all computer programs used.

Results: Present your results in logical sequence in the text, tables, and figures. Do not present all the data provided in the tables and/or figures in the text; emphasize and/or summarize only important findings, results, and observations in the text. For clinical studies provide the number of samples, cases, and controls included in the study. Discrepancies between the planned number and obtained number of participants should be explained. Comparisons, and statistically important values (i.e. P value and confidence interval) should be provided.

Discussion: This section should include a discussion of the data. New and important findings/results, and the conclusions they lead to should be emphasized. Link the conclusions with the goals of the study, but avoid unqualified statements and conclusions not completely supported by the data. Do not repeat the findings/results in detail; important findings/results should be compared with those of similar studies in the literature, along with a summarization. In other words, similarities or differences in the obtained findings/results with those previously reported should be discussed. Limitations of the study should be detailed. In addition, an evaluation of the implications of the obtained findings/results for future research should be outlined.

REFERENCES

Cite references in the text, tables, and figures with numbers in parentheses. Number references consecutively according to the order in which they first appear in the text. Journal titles should be abbreviated according to the style used in Index Medicus (consult List of Journals Indexed in Index Medicus). Include among the references any paper accepted, but not yet published, designating the journal and followed by, in press.

Examples of References

1. List all authors Ghoneim IA, Miocinovic R, Stephenson AJ, Garcia JA, Gong MC, Campbell SC, Hansel DE, Fergany AF. Neoadjuvant systemic therapy or early cystectomy? Singlecenter analysis of outcomes after therapy for patients with clinically localized micropapillary urothelial carcinoma of the bladder. *Urology* 2011;77:867–870.
2. Organization as author Yaycioglu O, Eskicorapci S, Karabulut E, Soyupak B, Gogus C, Divrik T, Turkeri L, Yazici S, Ozen H; Society of Urooncology Study Group for Kidney Cancer Prognosis. A preoperative prognostic model predicting recurrence-free survival for patients with kidney cancer. *Jpn J Clin Oncol.* 2013;43:63–68.
3. Complete Book Wein AJ, Kavoussi LR, Novick AC, Partin AW, Peters CA. *Campbell-Walsh Urology*, 10th ed. Philadelphia, Elsevier&Saunders, 2012
4. Chapter in Book Pearle MS, Lotan Y *Urinary lithiasis: etiology, epidemiology, and pathogenesis*. In: Wein AJ, Kavoussi LR, Novick AC, Partin AW, Peters CA. *Campbell-Walsh Urology*, 10th ed. Philadelphia, Elsevier&Saunders, 2012, pp 1257–1323.
5. Abstract Nguyen CT, Fu AZ, Gilligan TD, Kattan MW, Wells BJ, Klein EA. Decision analysis model for clinical stage I nonseminomatous germ cell testicular cancer. *J Urol* 2008;179:495a (abstract).
6. Letter to the Editor Lingeman JE. Holmium laser enucleation of the prostate- If not now, when? *J Urol* 2011;186:1762–1763.
7. Supplement Fine MS, Smith KM, Shrivastava D, Cook ME, Shukla AR. Posterior Urethral Valve Treatments and Outcomes in Children Receiving Kidney Transplants. *J Urol* 2011;185 (Suppl):2491–2496.

RESEARCH ARTICLE

Abstract length: not exceed 250 words What is known on the subject and what does the study add: not exceed 100 words **Article length:** not exceed 3000 words **Materials and Methods:** Clearly describe the selection of the observational or experimental participants. Identify the methods and procedures in sufficient detail. Provide references to established methods (including statistical methods), provide references to brief modified methods, and provide the rationale for their use and an evaluation of their limitations. Identify all drugs and chemicals used, including generic names, doses, and routes of administration.

Statistics: Describe the statistical methods used in enough detail to enable a knowledgeable reader with access to the original data to verify the reported findings/results. Provide details about randomization, describe treatment complications, provide the number of observations, and specify all computer programs used.

Results: Present the findings/results in a logical sequence in the text, tables, and figures. Do not repeat all the findings/results in the tables and figures in the text; emphasize and/or summarize only those that are most important.

Discussion: Highlight the new and important findings/results of the study and the conclusions they lead to. Link the conclusions with the goals of the study, but avoid unqualified statements and conclusions not completely supported by your data.

CASE REPORTS

Abstract length: Not to exceed 100 words. **Article length:** Not to exceed 1000 words. Case Reports can include maximum 1 figure and 1 table or 2 figures or 2 tables. Case reports should be structured as follows:

Abstract: An unstructured abstract that summarizes the case.

Introduction: A brief introduction (recommended length: 1-2 paragraphs).

Case Presentation: This section describes the case in detail, including the initial diagnosis and outcome.

Discussion: This section should include a brief review of the relevant literature and how the presented case furthers our understanding to the disease process.

REVIEW ARTICLES

Abstract length: Not to exceed 250 words. **Article length:** Not to exceed 4000 words. Review articles should not include more than 100 references. Reviews should include a conclusion, in which a new hypothesis or study about the subject may be posited. Do not publish methods for literature search or level of evidence. Authors who will prepare review articles should already have published research articles on the relevant subject. There should be a maximum of two authors for review articles.

Images in Urological Surgery

Article length: Not exceed 500 words. Authors can submit for consideration an illustration and photos that is interesting, instructive, and visually attractive, along with a few lines of explanatory text and references. Images in Urology can include no more than 500 words of text, 5 references, and 3 figure or table. No abstract, discussion or conclusion are required but please include a brief title.

UROLOGICAL PATHOLOGY

Article length: Not exceed 500 Urological pathology can include no more than 500 words of text, 5 references, and 3 figure or table. No abstract, discussion or conclusion are required but please include a brief title.

JOURNAL OF UROLOGICAL SURGERY

INSTRUCTIONS TO AUTHORS

LETTERS TO THE EDITOR

Article length: Not to exceed 500 words. Letters can include no more than 500 words of text, 5-10 references, and 1 figure or table. No abstract is required, but please include a brief title.

How I do?

Unstructured abstract: Not exceed 50 words Article length: Not exceed 1500 word

UROLOGIC SURVEY

Article length: Not to exceed 250 words.

Tables: Supply each table on a separate file. Number tables according to the order in which they appear in the text, and supply a brief caption for each. Give each column a short or abbreviated heading. Write explanatory statistical measures of variation, such as standard deviation or standard error of mean. Be sure that each table is cited in the text.

Figures: Figures should be professionally drawn and/or photographed. Authors should number figures according to the order in which they appear in the text. Figures include graphs, charts, photographs, and illustrations. Each figure should be accompanied by a legend that does not exceed 50 words. Use abbreviations only if they have been introduced in the text. Authors are also required to provide the level of magnification for histological slides. Explain the internal scale and identify the staining method used. Figures should be submitted as separate files, not in the text file. High-resolution image files are not preferred for initial submission as the file sizes may be too large. The total file size of the PDF for peer review should not exceed 5 MB. Authorship: Each author should have participated sufficiently in the work to assume public responsibility for the content. Any portion of a manuscript that is critical to its main conclusions must be the responsibility of at least 1 author. Contributor's Statement: All submissions should contain a contributor's statement page. Each manuscript should contain substantial contributions to idea and design, acquisition of data, or analysis and interpretation of findings. All persons designated as an author should qualify for authorship, and all those that qualify should be listed. Each author should have participated sufficiently in the work to take responsibility for appropriate portions of the text.

ACKNOWLEDGMENTS

Acknowledge support received from individuals, organizations, grants, corporations, and any other source. For work involving a biomedical product or potential product partially or wholly supported by corporate funding, a note stating, "This study was financially supported (in part) with funds provided by (company name) to (authors' initials)", must be included. Grant support, if received, needs to be stated and the specific granting institutions' names and grant numbers provided when applicable.

Authors are expected to disclose on the title page any commercial or other associations that might pose a conflict of interest in connection with the submitted manuscript. All funding sources that supported the work and the institutional and/or corporate affiliations of the authors should be acknowledged on the title page.

ETHICS

When reporting experiments conducted with humans indicate that the procedures were in accordance with ethical standards set forth by the committee that oversees human experimentation. Approval of research protocols by the relevant ethics committee, in accordance with international agreements (Helsinki Declaration of 1975, revised 2002 available at <http://www.wma.net/e/policy/b3.htm>, "Guide for the Care and use of Laboratory Animals"

www.nap.edu/catalog/5140.html/), is required for all experimental, clinical, and drug studies. Patient names, initials, and hospital identification numbers should not be used. Manuscripts reporting the results of experimental investigations conducted with humans must state that the study protocol received institutional review board approval and that the participants provided informed consent.

Non-compliance with scientific accuracy is not in accord with scientific ethics.

Plagiarism: To re-publish whole or in part the contents of another author's publication as one's own without providing a reference.

Fabrication: To publish data and findings/results that do not exist.

Duplication: Use of data from another publication, which includes re-publishing a manuscript in different languages.

Salamisation: To create more than one publication by dividing the results of a study preternaturally.

We disapproval upon such unethical practices as plagiarism, fabrication, duplication, and salamisation, as well as efforts to influence the review process with such practices as gifting authorship, inappropriate acknowledgements, and references. Additionally, authors must respect participant right to privacy. On the other hand, short abstracts published in congress books that do not exceed 400 words and present data of preliminary research, and those that are presented in an electronic environment are not accepted pre-published work. Authors in such situation must declare this status on the first page of the manuscript and in the cover letter.

(The COPE flowchart is available at: <http://publicationethics.org>)

We use iThenticate to screen all submissions for plagiarism before publication.

CONDITIONS OF PUBLICATION

All authors are required to affirm the following statements before their manuscript is considered:

1. The manuscript is being submitted only to The Journal of Urological Surgery;
2. The manuscript will not be submitted elsewhere while under consideration by The Journal of Urological Surgery;
3. The manuscript has not been published elsewhere, and should it be published in The Journal of Urological Surgery it will not be published elsewhere without the permission of the editors (these restrictions do not apply to abstracts or to press reports for presentations at scientific meetings);
4. All authors are responsible for the manuscript's content;
5. All authors participated in the study concept and design, analysis and interpretation of the data, drafting or revising of the manuscript, and have approved the manuscript as submitted. In addition, all authors are required to disclose any professional affiliation, financial agreement, or other involvement with any company whose product figures prominently in the submitted manuscript.

Authors of accepted manuscripts will receive electronic page proofs and are responsible for proofreading and checking the entire article within two days. Failure to return the proof in two days will delay publication. If the authors cannot be reached by email or telephone within two weeks, the manuscript will be rejected and will not be published in the journal.

COPYRIGHT

At the time of submission all authors will receive instructions for submitting an online copyright form. No manuscript will be considered for review until all authors have completed their copyright form. Please note, it is our practice not to accept copyright forms via fax, e-mail, or postal service unless there is a problem with the online author accounts that cannot be resolved. Every effort should be made to use the online copyright system. Corresponding authors

JOURNAL OF UROLOGICAL SURGERY

INSTRUCTIONS TO AUTHORS

can log in to the submission system at any time to check the status of any co-author's copyright form. All accepted manuscripts become the permanent property of The Journal of Urological Surgery and may not be published elsewhere in whole or in part without written permission.

Note: We cannot accept any copyright that has been altered, revised, amended, or otherwise changed. Our original copyright form must be used as is.

Copyright Transfer Form

Units of Measurement

Measurements should be reported using the metric system, according to the International System of Units (SI). Consult the SI Unit Conversion Guide, New England Journal of Medicine Books, 1992. An extensive list of conversion factors can be found at http://www.unc.edu/~rowlett/units/scales/clinical_data.html. For more details, see http://www.amamanualofstyle.com/oso/public/jama/si_conversion_table.html. Example for CBC.

Abbreviations and Symbols

Use only standard abbreviations. Avoid abbreviations in the title and abstract. The full term for an abbreviation should precede its first use in the text, unless it is a standard abbreviation. All acronyms used in the text should be expanded at first mention, followed by the abbreviation in parentheses; thereafter the acronym only should appear in the text. Acronyms may be used in the abstract if they occur 3 or more times therein, but must be reintroduced in the body of the text. Generally, abbreviations should be limited to those defined in the AMA Manual of Style, current edition. A list of each abbreviation (and the corresponding full term) used in the manuscript must be provided on the title page.

Online Article Submission Process

The Journal of Urological Surgery uses submission software powered by Online Article Submission articles. The website for submissions to The Journal of Urological Surgery is <http://submitjurolsurgery.org>. This system is quick and convenient, both for authors and reviewers.

Setting Up an Account

New users to the submission site will need to register and enter their account details before they can submit articles. Log in, or click the "Create Account" button if you are a first-time user. To create a new account: After clicking the "Create Account" button, enter your name and e-mail address, and then click the "Next" button. Your e-mail address is very important. Enter your institution and address information, as appropriate, and then click the "Next" Button. Enter a user ID and password of your choice, select your area of expertise, and then click the "Finish" button.

If you have an account, but have forgotten your log-in details, go to "Password Help" on the journal's online submission system and enter your e-mail address. The system will send you an automatic user ID and a new temporary password. Full instructions and support are available on the site, and a user ID and password can be obtained during your first visit. Full support for authors is provided. Each page has a "Get Help Now" icon that connects directly to the online support system. Contact the journal administrator with any questions about submitting your articles to the journal (info@jurolsurgery.org). For ScholarOne Manuscripts customer support, click on the "Get Help Now" link on the top right hand corner of every page on the site.

The Electronic Submission Process

Log in to your author center. Once you have logged in, click the "Submit a Manuscript" link in the menu bar. Enter the appropriate data and answer the

questions. You may copy and paste directly from your manuscript. Click the "Next" button on each screen to save your work and advance to the next screen.

Upload Files

Click on the "Browse" button and locate the file on your computer. Select the appropriate designation for each file in the drop-down menu next to the "Browse" button. When you have selected all the files you want to upload, click the "Upload Files" button. Review your submission before sending to the journal. Click the "Submit" button when you are finished reviewing. You can use ScholarOne Manuscripts at any time to check the status of your submission. The journal's editorial office will inform you by e-mail once a decision has been made. After your manuscript has been submitted, a checklist will then be completed by the Editorial Assistant. The Editorial Assistant will check that the manuscript contains all required components and adheres to the author guidelines. Once the Editorial Assistant is satisfied with the manuscript it will be forwarded to the Senior Editor, who will assign an editor and reviewers.

The Review Process

Each manuscript submitted to The Journal of Urological Surgery is subject to an initial review by the editorial office in order to determine if it is aligned with the journal's aims and scope, and complies with essential requirements. Manuscripts sent for peer review will be assigned to one of the journal's associate editors that has expertise relevant to the manuscript's content. All manuscripts are single-blind peer reviewed. All accepted manuscripts are sent to a statistical and English language editor before publishing. Once papers have been reviewed, the reviewers' comments are sent to the Editor, who will then make a preliminary decision on the paper. At this stage, based on the feedback from reviewers, manuscripts can be accepted, rejected, or revisions can be recommended. Following initial peer-review, articles judged worthy of further consideration often require revision. Revised manuscripts generally must be received within 3 months of the date of the initial decision. Extensions must be requested from the Associate Editor at least 2 weeks before the 3-month revision deadline expires; The Turkish Journal of Urology will reject manuscripts that are not received within the 3-month revision deadline. Manuscripts with extensive revision recommendations will be sent for further review (usually by the same reviewers) upon their re-submission. When a manuscript is finally accepted for publication, the Technical Editor undertakes a final edit and a marked-up copy will be e-mailed to the corresponding author for review and to make any final adjustments.

Submission of Revised Papers

When revising a manuscript based on the reviewers' and Editor's feedback, please insert all changed text in red. Please do not use track changes, as this feature can make reading difficult. To submit revised manuscripts, please log into your author center at ScholarOne Manuscripts. Your manuscript will be stored under "Manuscripts with Decisions". Please click on the "Create a Revision" link located to the right of the manuscript title. A revised manuscript number will be created for you; you will then need to click on the "Continue Submission" button. You will then be guided through a submission process very similar to that for new manuscripts. You will be able to amend any details you wish. At stage 6 ("File Upload"), please delete the file for your original manuscript and upload the revised version. Additionally, please upload an anonymous cover letter, preferably in table format, including a point-by-point response to the reviews' revision recommendations. You will then need

JOURNAL OF UROLOGICAL SURGERY

INSTRUCTIONS TO AUTHORS

to review your paper as a PDF and click the "Submit" button. Your revised manuscript will have the same ID number as the original version, but with the addition of an R and a number at the end, for example, TJH-2011-0001 for an original and TJH-2011-0001.R1, indicating a first revision; subsequent revisions will end with R2, R3, and so on. Please do not submit a revised manuscript as a new paper, as revised manuscripts are processed differently. If you click on the "Create a Revision" button and receive a message stating that the revision option has expired, please contact the Editorial Assistant at info@jurolsurgery.org to reactivate the option.

English Language Editing

All manuscripts are professionally edited by an English language editor prior to publication.

Online Early

The Journal of Urological Surgery publishes abstracts of accepted manuscripts online in advance of their publication in print. Once an accepted manuscript has been edited, the authors have submitted any final corrections, and all changes have been incorporated, the manuscript will be published online. At that time the manuscript will receive a Digital Object Identifier (DOI) number. Both forms can be found at www.jurolsurgery.org. Authors of accepted manuscripts will receive electronic page proofs directly from the printer, and are responsible for proofreading and checking the entire manuscript, including tables, figures, and references. Page proofs must be returned within 48 hours to avoid delays in publication.

Subscription Information

Address: Angora Cad. 2007.sok Vadikent 90 sit. No:41 Beysukent/ ANKARA
Telephone: +90 312 236 18 55 Fax: +90 312 236 27 69 Online
Submission: submitjurolsurgery.org
Web page: jurolsurgery.org
E-mail: info@jurolsurgery.org

Permissions

Requests for permission to reproduce published material should be sent to the editorial office.

Editor: Dr. Ferruh Zorlu

Address: Angora Cad. 2007.sok Vadikent 90 sit. No:41 Beysukent/ ANKARA
Telephone: +90 312 236 18 55 Fax: +90 312 236 27 69 Online
Submission: submitjurolsurgery.org
Web page: www.jurolsurgery.org
E-mail: info@jurolsurgery.org

If article content is copied or downloaded for non-commercial research and education purposes, a link to the appropriate citation (authors, journal, article title, volume, issue, page numbers, digital object identifier [DOI]) and the link to the definitive published version should be maintained. Copyright notices and disclaimers must not be deleted.

Material Disclaimer

Authors are responsible for the manuscripts they publish in The Journal of Urological Surgery. The editor, editorial board, and publisher do not accept any responsibility for published manuscripts.

JOURNAL OF UROLOGICAL SURGERY

CONTENTS

Review

- 171** Impact of Overactive Bladder Syndrome on Female Sexual Function
Aşırı Aktif Mesane Sendromunun Kadın Cinsel Fonksiyonu Üzerine Etkileri
Serdar Toksöz, Taha Numan Yıkılmaz, (Hatay, Ankara, Turkey)

Original Articles

- 174** Management of Massive Hemorrhage after Percutaneous Nephrolithotomy: Angioembolization or Renorrhaphy
Perkütan Nefrolitotomi Sonrası Masif Kanamaların Tedavisi: Angioembolizasyon ve Renorafi
Murat Tuncer, Gökhan Faydacı, Bilal Eryıldırım, Emre Çamur, Elif O. Tuncer, Feyyaz Baltacıoğlu, Aydın Özgül, Kemal Sarıca, (İstanbul, Turkey)
- 179** Percutaneous Sclerotherapy with Aethoxysklerol in the Treatment of Simple Renal Cyst: A Five-Year Experience of a Single Institution
Basit Böbrek Kisti Tedavisinde Aethoxysclerol Perkütan Skleroterapisi: Beş Yıllık Tek Merkez Deneyimi
Tarık Yonucu, Volkan Şen, Tansu Değirmenci, İbrahim Halil Bozkurt, Serkan Yarimoğlu, Zafer Kozacıoğlu, Özgü Aydoğdu, Bülent Günlüsoy, (İzmir, Turkey)
- 184** Does Previous Open Nephrolithotomy Affect the Success and Complications Rate of Percutaneous Nephrolithotomy?
Böbrek Taşı Nedeni ile Açık Taş Cerrahisi Geçirmiş Olmak, Perkütan Nefrolitotomi Başarısını ve Komplikasyon Oranlarını Etkiler mi?
Furkan Dursun, Hasan Soydan, Ömer Yılmaz, Ercan Malkoç, Ferhat Ateş, Temuçin Şenkul, (İstanbul, Turkey)

Case Reports

- 188** An Urethral Stone Mimicking Urinary Tract Infection in a Twenty-six-month-old Boy
Yirmi Altı Aylık Erkek Çocukta Üriner Enfeksiyonu Taklit Eden Üretra Taşı
Mehmet Giray Sönmez, Cengiz Kara, (Ankara, Turkey)
- 191** A Rare Cause of the Rare Condition: Paratesticular Fibrous Pseudotumor
Nadir Bir Durumun Nadir Bir Nedeni: Paratestiküler Fibröz Psödotümör
Mehmet Reşit Gören, Cevahir Özer, Nebil Bal, (Adana, Turkey)
- 193** Primary Testicular B-cell Lymphoma
Testisin Primer B-hücreli Lenfoması
Aykut Buğra Şentürk, Musa Ekici, Hamit Ersoy, (Çorum, Turkey)
- 195** Urogenital Myiasis Caused by Psychoda Albipennis: A Case Report
Ürogenital Myiasis: Psychoda Albipennis'in Etken Olduğu Bir Olgu
Ersagun Karagüzel, Ömer Kutlu, Kurtuluş Buruk, Ali Ertan Okatan, Güner Kemal Özgür, (Trabzon, Turkey)
- 197** Intravesical Migration and Calcification of Intrauterin Device: A Case Report and Review of the Literature
Rahim İçi Aracın Mesaneye Migrasyonu ve Taşlaşması: Olgu Sunumu ve Literatür Taraması
Levent Verim, Alpaslan Akbaş, Mehmet Remzi Erdem, (İstanbul, Çanakkale, Turkey)

200 Urologic Survey

Pathology Page

- 212** Foamy Gland Variant of Prostatic Carcinoma
Prostatik Adenokarsinom Köpüksü Gland Varyant
Sevdegül Mungan, Ümit Çobanoğlu, (Trabzon, Turkey)

Radiology Page

- 214** Pure Testicular Cystic Teratoma in an Adult Patient
Erişkin Olguda Pür Kistik Testiküler Teratom
Çağrı Akın Şekerci, Güliz Yılmaz, Işıl Yılmaz, (İğdır, Turkey)

2015 Index

2015 Referee Index
2015 Subject Index
2015 Author Index